



# Revoria Press EC2100 & EC2100S

PRODUCT BROCHURE



# Discover our Revoria Press EC2100 & EC2100S

## Page

<b>2 SUPER COLOUR</b>	<b>30 Sustainability</b>
4 Differentiate your business	32 Superior de-inkability certification
6 The value of pink toner	<b>34 Software options</b>
8 The value of clear toner	36 Revoria Flow
10 Higher quality printing on textured paper	36 Revoria Flow
<b>12 Superb benchmark print quality</b>	37 Automatic image quality adjustment
14 Super EA-Eco toner & LED printhead	38 Use metallics and pinks easily
16 10 bit depth rendering and real time, intelligent print optimisation	39 Fiery EC21 & EC22
<b>18 Maximised productivity</b>	40 Revoria XMF PressReady
20 Top-speed printing of 100 ppm with all paper weights	<b>44 Specifications</b>
<b>22 Superb flexibility and versatility for a wide range of applications</b>	46 Revoria Press EC2100/EC2100S Full Configuration
24 Industry-leading paper handling capabilities	47 Technical specifications
26 Additional paper handling technologies	<b>48 Fujifilm print-on-demand portfolio</b>
28 Flexible post processing options and space-saving design	50 The full support package for print-on-demand

**FUJIFILM**

# SUPER COLOUR™

**It's time to elevate your print.**

Welcome to SUPER COLOUR from Revoria. Two new, mid-range presses that combine a fifth colour with outstanding performance to help you stand out in an increasingly demanding market.

The Revoria Press EC2100S and SC285S break new boundaries with their wider colour gamuts, speciality effects and industry-leading versatility. Extra colour, extra applications, extraordinary results.

**Discover the difference.**



# Differentiate your business with added value print

The Revoria EC2100S allows you to provide higher quality, added value print by utilising the speciality toners as a fifth colour, together with CMYK. These speciality toners can be printed as an overlay to CMYK, and can all be easily and quickly replaced by the user.

**Overlay 5 colour printing in one pass**

The speciality toner cartridge can be easily changed by the user

**Overlay printing effects:**

- Silver\*
- Gold\*
- Pink
- White\*
- Clear
- Textured Paper

**Pink toner:**

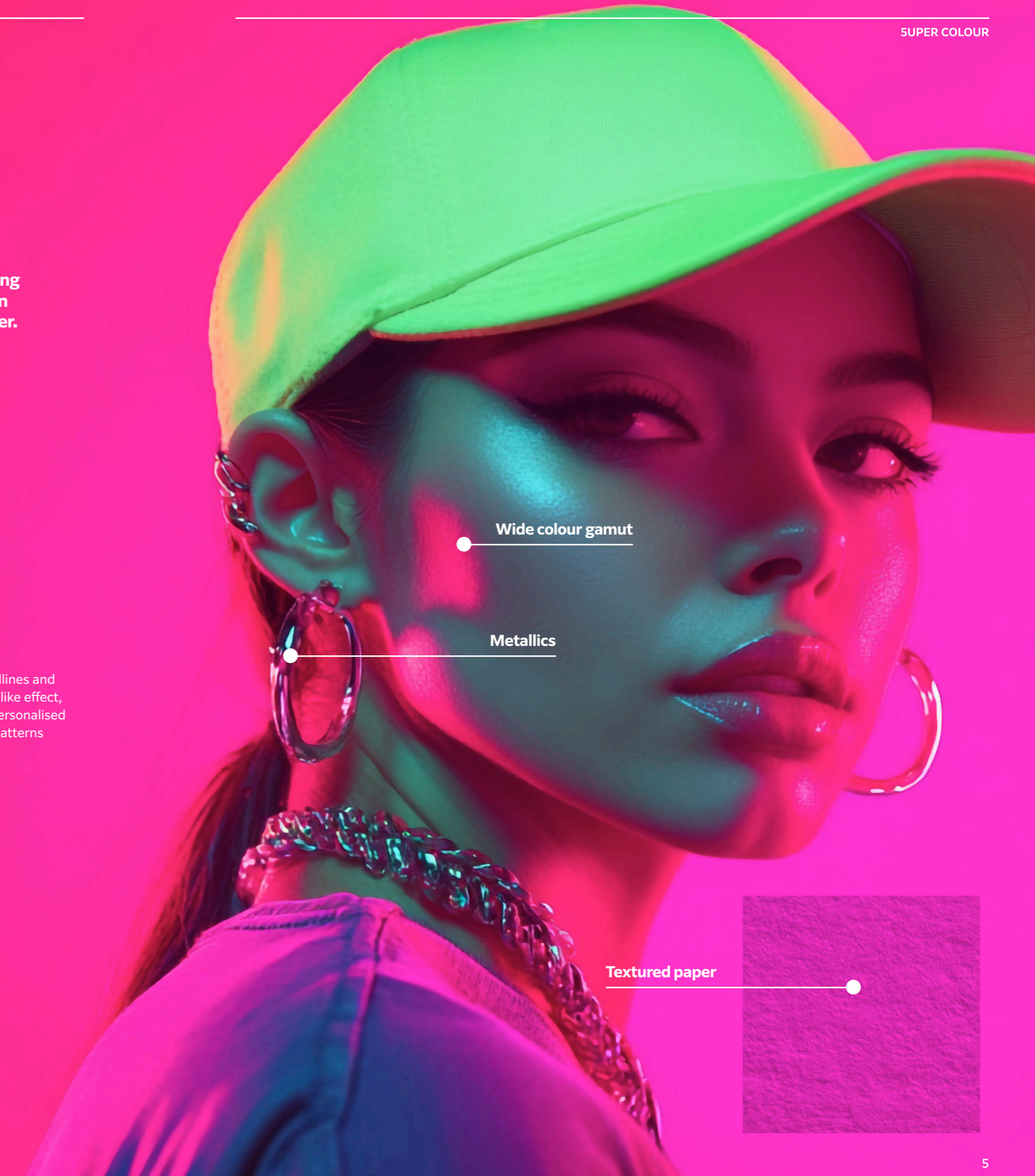
The pink toner in the Revoria EC2100S expands the colour gamut of your print, allowing you to achieve colours closer to RGB. It also improves the printing of skin tones.

**Textured paper toner:**

The Revoria Press EC2100 & EC2100S print superbly on many textured papers. However, the textured paper toner improves the transfer of the colour toner onto the concave areas of particularly challenging textured paper, improving print quality, and expanding the types of paper and applications that can be printed.

**Clear toner:**


A clear toner allows you to highlight names, headlines and areas of print with a perfectly registered varnish-like effect, to add an extra dimension to produce creative, personalised print. It can also add a touch of luxury to subtle patterns and backgrounds too.



Wide colour gamut

Metallics

Textured paper



\*Gold, silver and white toners are in development and their availability will be announced in the future.

# The value of pink toner

## Expanding the colour gamut

With CMYK + pink, the colour gamut of red and blue tones are expanded, and more vivid colours can be printed. In particular, vivid oranges and blue-violets that could not be reproduced by CMYK alone can be printed. It also means it is possible to produce print that more closely matches RGB colour.

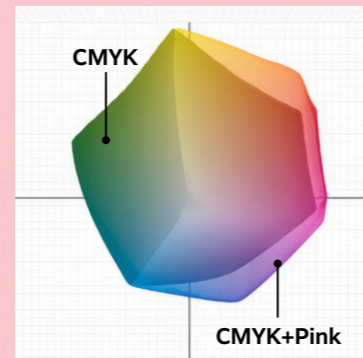
In addition, turning on the 'Use Specialty Toner in RGB Simulation' function will print pink, orange and purple colours brighter and more vivid, bringing the colours even closer to those displayed in RGB on a monitor.

## For improving skin tones

Skin tones of any hue are smoother with noticeably reduced grain when you add pink toner to the mix.

In addition, a unique feature in Revoria Flow 'Use Pink Toner to Brighten Up' allows skin tones to be printed more vividly and beautifully.

### Colour gamut expansion



*Skin tones can be printed more vividly with reduced graininess*



OFF

ON (Default setting + 3)



## The value of clear toner

A clear toner allows you to highlight specific areas of print with a perfectly registered varnish-like effect, to add an extra dimension to produce creative, personalised print. It can also add a touch of luxury to subtle patterns and backgrounds too, and also brighten up images printed in CMYK.

Embellishments can be created, such as glossy or textured designs, and the clear toner can also be used for watermarks and background designs where there is a requirement to make them more difficult to copy. Clear toner can also be integrated with CMYK print as well, to achieve a shine integrated with CMYK (a smoother effect) as well as a varnish-type effect.

The value of  
**Clear**  
toner

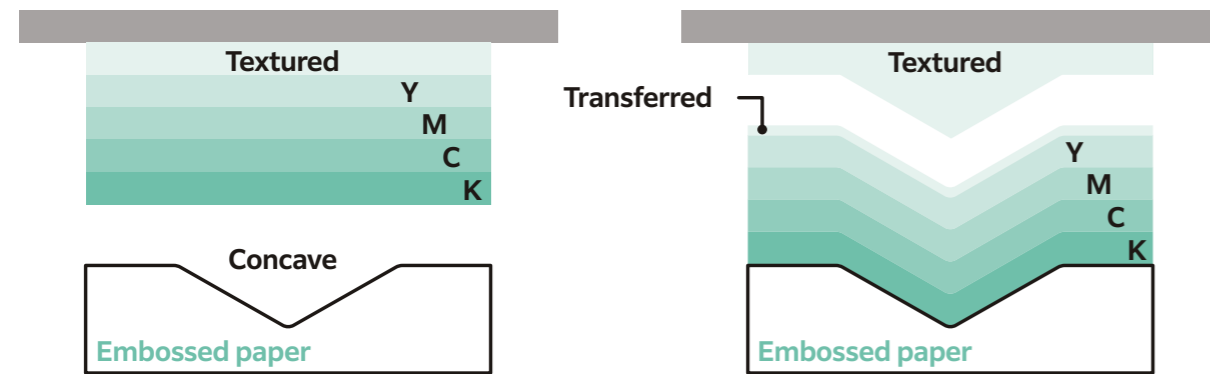
## Higher quality printing on difficult textured paper

Thanks to new, advanced transfer technologies introduced in the Reveria Press EC2100S, the image quality that can be achieved on more difficult textured paper has been greatly improved, with corresponding transfer defects minimised.

The clear and colourless textured paper toner improves the transfer of the colour toner onto the concave areas of textured paper, expanding the types of paper and therefore applications that can be printed.

Intermediate transfer belt

Intermediate transfer belt



## Preview speciality colours without printing on paper

With the Reveria Press EC2100S, you can preview the speciality toners on your monitor, giving an indication of how they will print without having to produce test prints. This also makes it possible to simulate what the effects will be when the paper type is changed.

There are two ways to preview speciality colours:

	1. Speciality colour preview (Reveria Flow)	2. Speciality colour quick viewer (Adobe plug-in)
Speciality colour	Gold*/ Silver*/ Pink/ Clear	Gold*/ Silver*/ Pink
Paper type	Coated/ Uncoated/ Rough-gloss/ Emboss/ Pearl	Coated/ Uncoated
Coloured paper	Available	Not available

\*Gold and silver toners are in development and their availability will be announced in the future



# Superb benchmark print quality





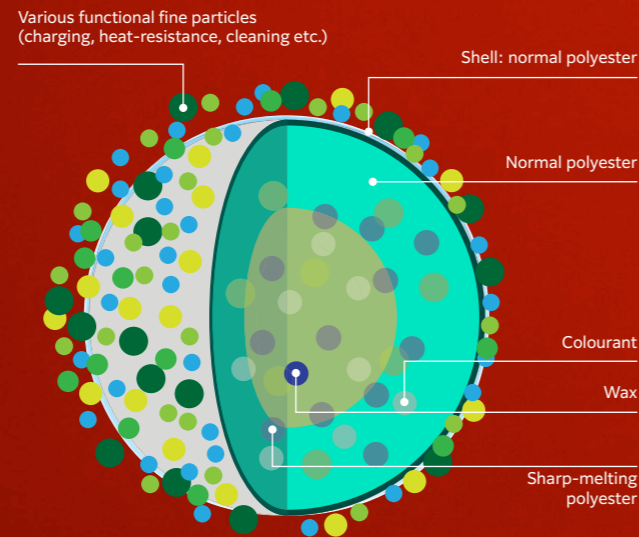
# Super EA-Eco toner

The Revoria Press EC2100 & EC2100S use Fujifilm's advanced Super EA-Eco toner used in the award-winning Revoria Press PC1120.

With Super EA-Eco toner, particle sizes have been reduced to be the smallest in the industry, with the toner particle shape standardised to enable the super-sharp rendering of detailed characters and fine lines.

In addition, gradations, halftones and midtones are reproduced more smoothly and dot shapes more faithfully, delivering exceptional print quality.

## Best-in-class toner technologies: Super EA-Eco Toner



# LED printhead

The Revoria Press EC2100 & EC2100S benefit from a high resolution LED printhead, which produces incredible, high definition print:

### 2400 x 2400 dpi LED printhead

Delivers high resolution output for sharp lines and images, enabling high-definition printing.

### Space saving, power saving

The size of the LED printhead has been reduced to 1/12 of the size of the previous generation VCSEL-ROS used previously. Since there is no motor, it consumes little power, makes no noise, and means image reproduction is incredibly stable.

### High image quality

In order to achieve the high image quality required for production printers, we have improved and further evolved the current development and transfer unit and associated technologies.



# 10 bit depth rendering


### Outstanding image quality

10 bit depth provides 4 times more greyscales (1024 against 256 greyscales) than other printers in the market.

In combination with Super EA Eco toner, the Revoria Press EC2100 & EC2100S produce outstanding fine detail, colour transitions, greyscale and skin tones.



8 bit



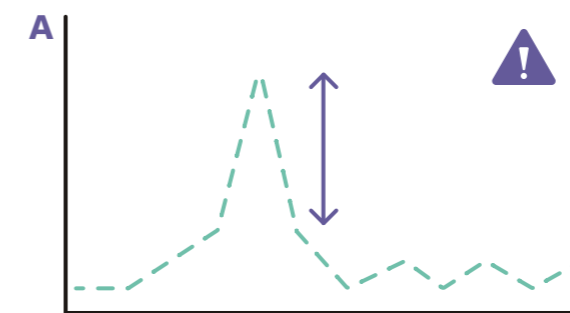
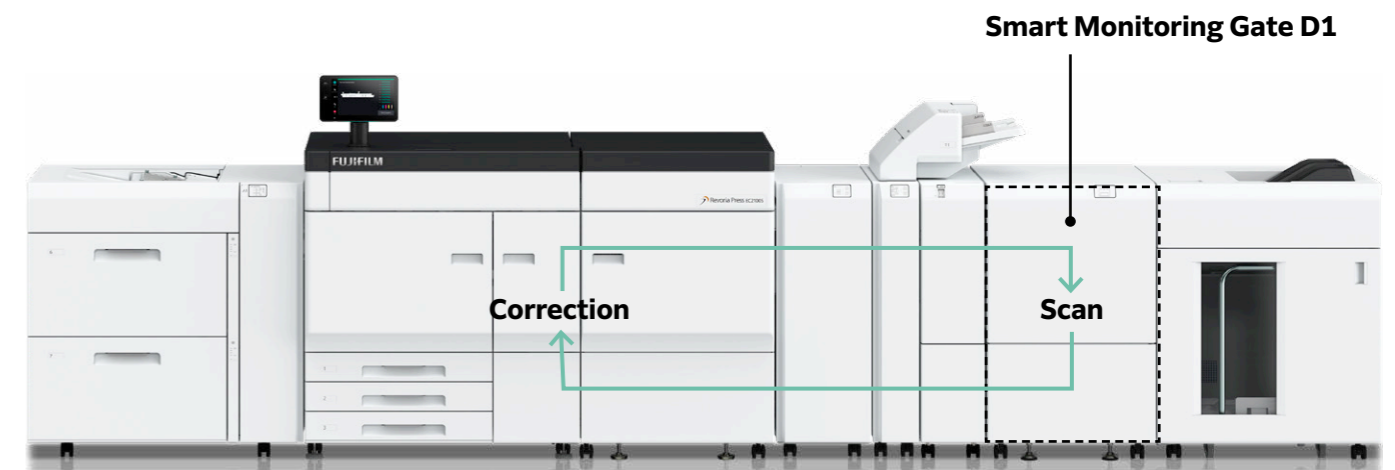
10 bit

# Real time, intelligent print optimisation

### Smart Stabiliser


The Revoria Press EC2100 & EC2100S incorporate an optional Smart Monitoring Gate D1 which monitors the colour and front to back registration of print jobs as they are being printed.

By scanning the print jobs, the system detects and automatically corrects colour variations and misalignments in real time.



A) Change in colour density or registration

The D1 Smart Monitoring Gate intelligently monitors changes in colour density and registration misalignment.



B) Real time adjustments

Adjustments are made while the job is printing based on the average change in value over the previous 10 pages.

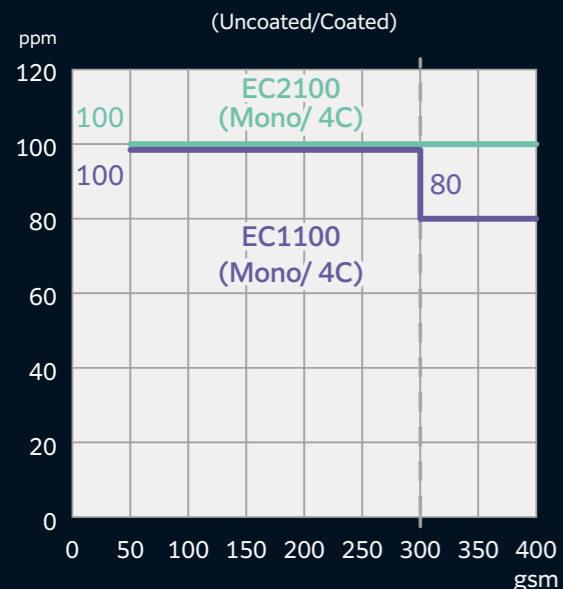
# Maximised productivity and printing uptime



# Top-speed printing of 100 ppm with all paper weights


The Revoria Press EC2100 & EC2100S are capable of printing up to 100ppm A4 CMYK, and up to 55ppm for A3 CMYK. This speed is achieved for all media weights of between 52g and 400g.

Print Speed of EC2100/EC2100S




— Revoria Press EC2100/EC2100S  
 — Revoria Press EC1100

Little to no wait time, even for mixed jobs on coated/uncoated paper. High-productivity A3 printing at 55 ppm.



100ppm for A4 CMYK

Weights between 52g and 400g



# Superb flexibility & versatility for a wide range of applications



# Industry-leading paper handling capabilities

A range of advanced marking technologies have been introduced in the Revoria Press EC2100 & EC2100S that have improved paper handling capabilities, extending the variety of applications that can be printed, and increasing machine uptime across a wide variety of substrates.

### Embossed paper, rough paper, thick paper

The newly developed Advanced Single Layer Belt (A-SLB), secondary transfer load switching mechanism, and toner condition stabilisation technology, have greatly improved the transfer of toner to embossed and thick paper.

### Plain paper, rough paper

By improving both image formation and image transfer technologies, we have improved the print quality achievable on plain and rough paper.

In addition, we have developed an optimal transfer electric field stabilisation technology for each paper type, improving the ability to print uniform densities.

### Thick paper, envelopes

Two new paper transfer technologies result in industry-leading paper handling capabilities for thick paper and envelopes:

- New secondary transfer load switching mechanism changes the pressure to hold the paper according to the paper thickness
- New transfer torque variable mechanism stabilises the paper feed

Both these new technologies mean thick paper and envelopes are can be printed wrinkle-free consistently.



### Thin paper

The use of a belt-type transfer device, rather than roll-type, improves the versatility of printing on thin paper.


### Postcards

By blocking the area outside the paper path with a shutter, the paper adsorption is enhanced and the stability of handling postcards through the printer is improved.



From a minimum of 90 x 146mm

to a maximum of 330 x 1300mm



Paper sizes from a minimum of 90x146 mm to a maximum of 330 x 1300 mm (single-sided) can be printed with the Revoria Press EC2100 & EC2100S.

- From 90 mm wide envelopes to 330x1300 mm wide posters and vertical calendars, you can expand the number of applications you can print.
- Automatic duplex printing is possible up to 330 x 864mm.

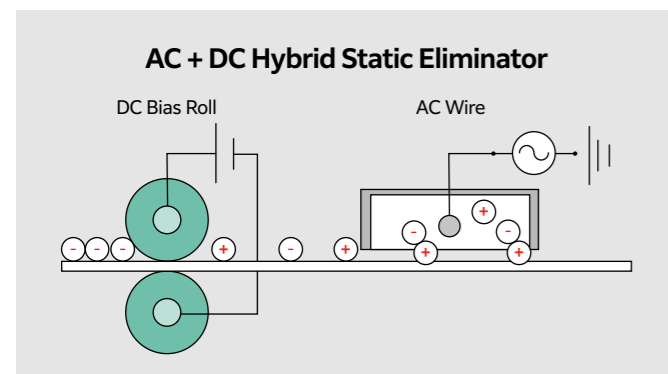
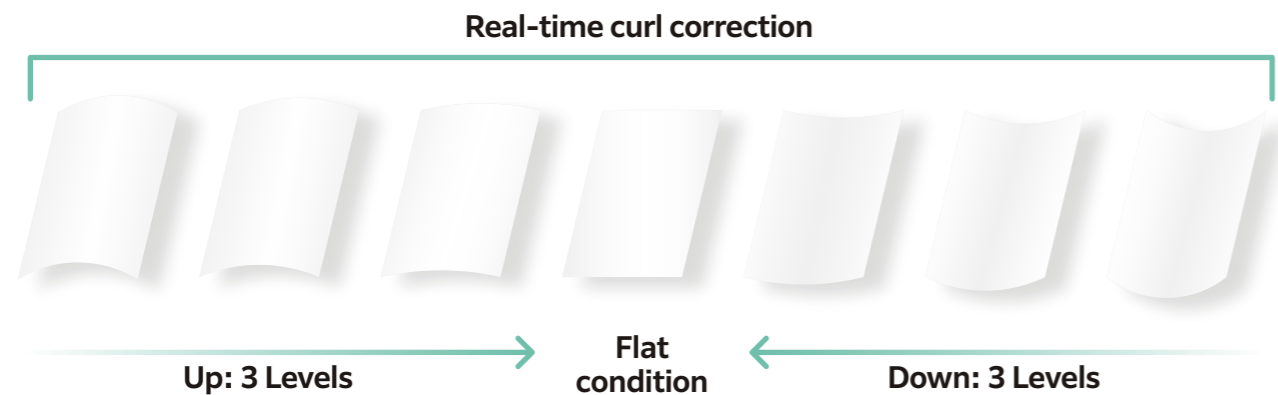
# Additional paper handling technologies

## Static Eliminator

- The optional Static Eliminator D1 provides a remarkable static elimination effect on a wide range of media, including single-layer film, synthetic paper, water-resistant paper, and tack paper.
- The charge can be adjusted from 0 to 99, and can also be set while the press is running.

## Curl Correction

- A compact, built-in decurler judges and automatically corrects the paper curl caused by the type of paper or the image density, one page at a time in real time. High quality output with stable paper travel and curl suppression is possible.
- The optional Interface Decurler Module D1 offers easy additional curl correction steps, saving the time required for curl adjustments where the printing media is changing frequently.



Static Eliminator



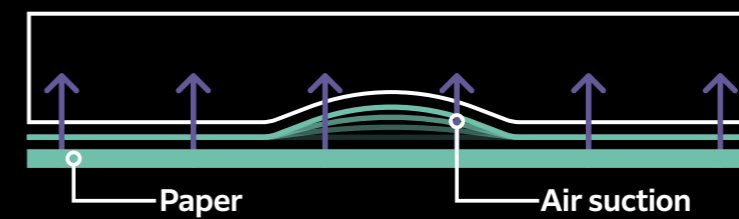
Curl Correction

## Air Suction Feeder

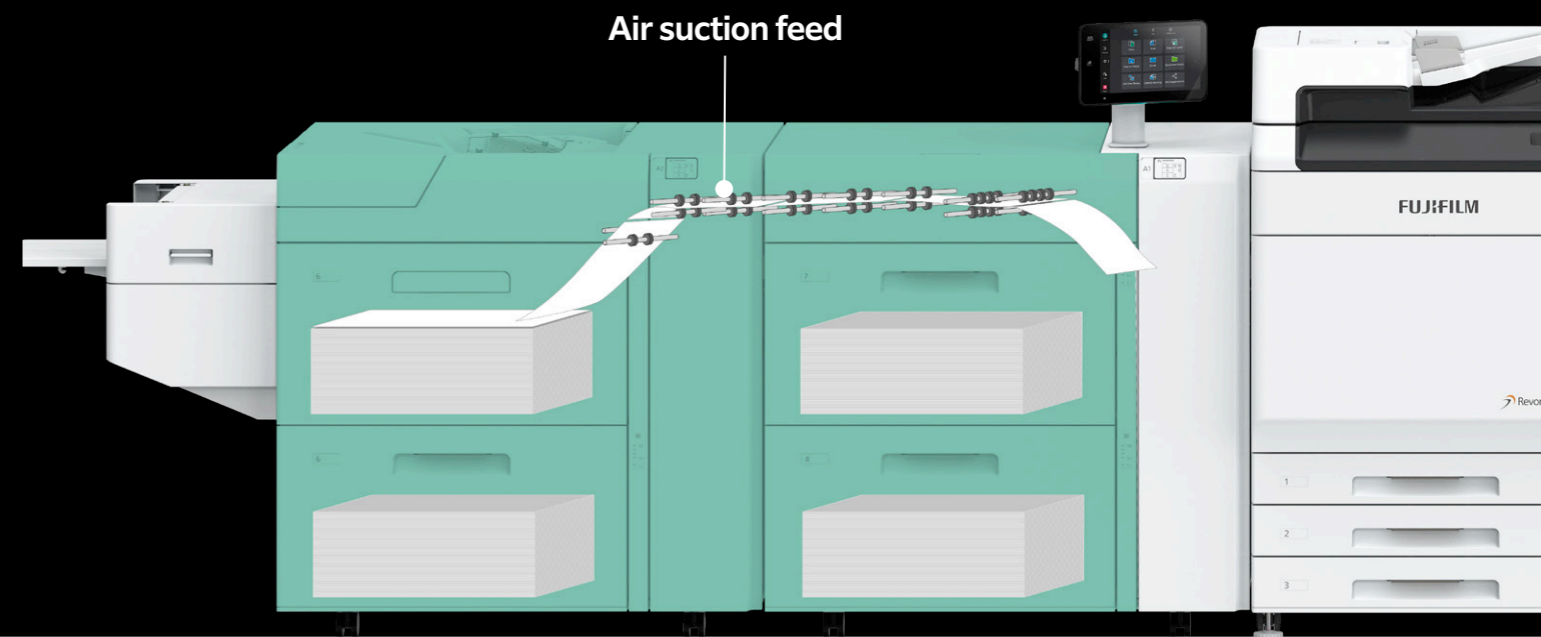
The optional Air Suction Feeder improves the feed performance of paper with a lot of paper dust, pre-printed paper using powder, paper with an uneven texture, and coated paper.

A stable and high-speed feed is achieved for various paper types, from lightweight to heavyweight, small-sized paper and banner sheets.

Side view of shuttle head



The shuttle head draws up the paper strongly using a small amount of air, separating and delivering each sheet reliably. The active head avoids friction on the paper surface, which can be a problem with other suction feeding technologies.



Air suction feed

# Flexible post processing options

The Reveria Press EC2100 & EC2100S incorporate various post-processing options inline to maximise productivity. They also support safer and more sustainable staple-less document creation.

### Full-bleed trim

- Cut three sides of the booklet: top, bottom and edge
- Image-rich design with full registration marks

\* 'Crease/ Two-sided trimmer D2' and 'Small trimmer folder D1' are required.

### Crease

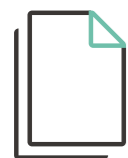
- Highly flexible folding bars for cardboard (mountain fold/ valley fold, max. 5pcs.)
- Toner back crack-free finish

\* 'Crease/ Two-sided trimmer D2' is required.

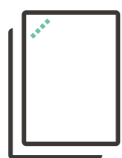
### Cover insertion

- Highly flexible cover (supports oversized A3)
- Toner back crack-free finish

\* 'Inserter D1' is required.



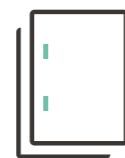
Cover/ Sheet insertion



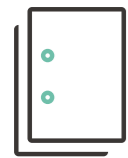
Staple-free staple



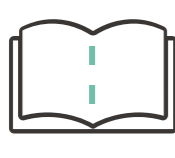
Single staple



Dual staple



2-hole punch



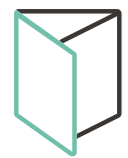
Saddle staple



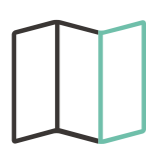
Single fold



Single fold (multiple sheets)



Tri-fold



Z fold



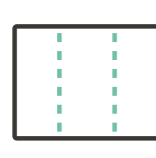
Square back



Z fold half sheet



Face trim



Crease



Two-sided trim



Full bleed trim\*



Square Back

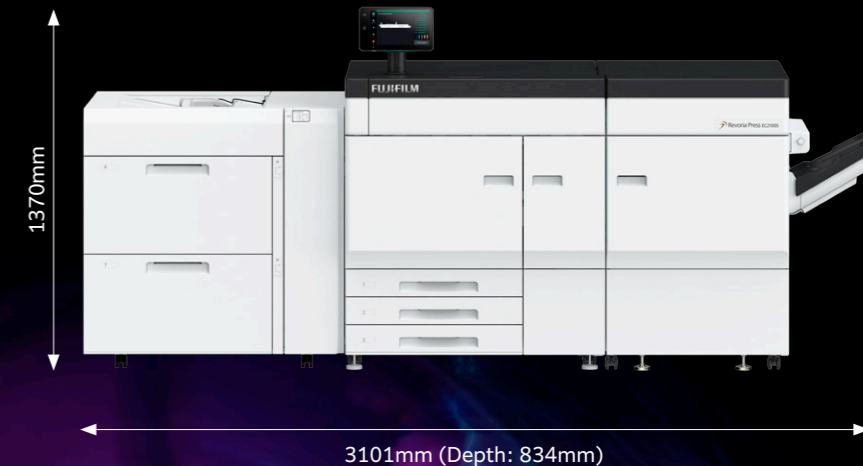


Staple-less

\*Full bleed trim is performed for Two-sided trim and Face trim

# Space-saving design

EC2100/EC2100S



The Reveria Press EC2100 & EC2100S incorporate a completely new 'Vertical Development System', along with an ultra-compact LED printhead.

The result is a 5 colour press which is the same size as its 4 colour predecessor, the Reveria Press EC1100.





# Sustainability



# Superior de-inkability certification

The Revoria Press EC2100 & EC2100S are equipped with a number of energy saving features, for example the LED printhead and Super EA-Eco toner, to minimise energy consumption during printing.

The printers have also received 'Superior De-inkability' certification from the renowned industry-body INGEDE, meaning toner can be easily removed from print produced by the presses. This ensures that any printed output can be more easily recycled, further enhancing the sustainability credentials of the presses.

The print outputs of the Revoria Press EC2100 & EC2100S were tested according to INGEDE Method 11 and assessed according to the 'Assessment of Printed Product Recyclability - De-inkability Score' (EPRC 2017).

**The total score is 100/100 achievable points.**

## What is deinking:

Deinking is the process of removing ink, toner and other colouring agents from used paper. This process is essential for recycling paper to produce white pulp.

## INGEDE (International Association of the Paper Recycling Industry)

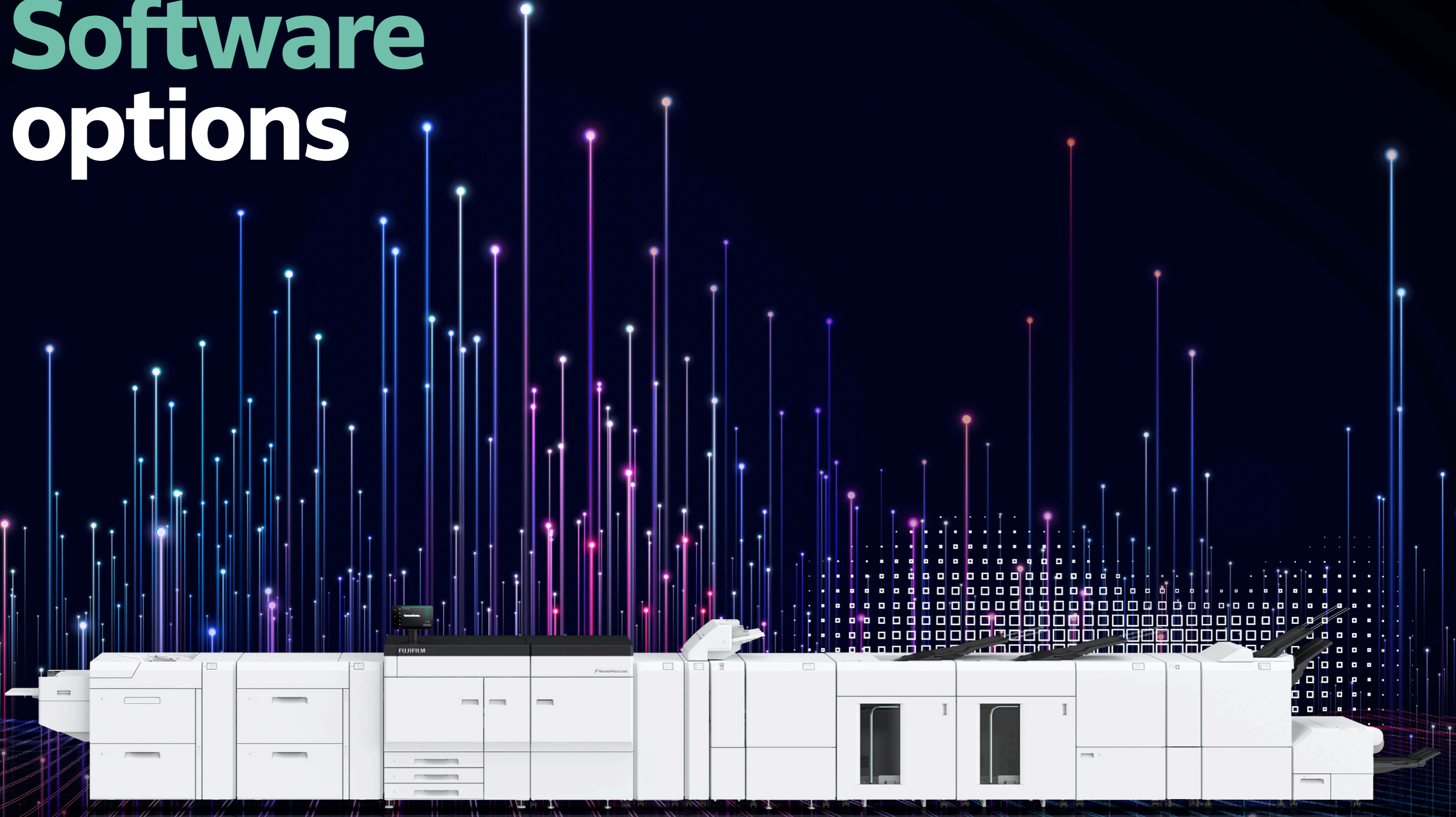
A globally recognized association of leading European manufacturers and paper companies, which is located in Germany. Widely accepted standardized tests to identify printed paper products that are highly recyclable when deinked.

## Test prints specifications:

- 4C, duplex, high coverage
- Coated (170g/m<sup>2</sup>)
- Uncoated (80g/m<sup>2</sup>)



# Software options



# Revoria Flow

Fujifilm's Revoria Flow is a next generation Digital Front End (DFE) combining workflow functionality and Fujifilm's advanced imaging know-how in one all-inclusive package. It has been designed to optimise the advanced features incorporated into the Revoria Press EC2100 & EC2100S.

## AI-based photo quality optimisation

AI (Artificial Intelligence) automatically detects the type of image within a print job and optimises print quality settings depending on the image, automatically improving things like skin tones, brightness and sharpness to achieve the best printed output.



### Portrait

- Correct skin tone
- Brightness

### Landscape

- Noise reduction
- Correct sky colour



### Indoor

- Brightness
- Texture correction

### Outdoor

- Backlight compensation
- Sharpness

# Automatic image quality adjustment

Revoria Flow includes many features to optimise image quality:

- Gradation correction: even smoother gradations can be achieved in jobs that are prone to tone jumps
- Edge enhancement: the printing of very small text and fine lines can be improved using edge enhancement
- Bold text: the definition of bold text can also be improved

**Adjust the image quality according to the production**

To adjust image quality according to the production, Revoria Flow offers a variety of image quality adjustments functions.

**Gradation Correction**

Even smoother gradations can be achieved with jobs that are prone to tone jumps

OFF  ON

Calibration of not only CMYK single colours but also mixed colours

Equipped with special colour libraries as standard for printing industries such as DICs and TOYO, PANTONE to reproduce customer-specific colours

Automatic photo correction according to the scene purpose

Portrait Scenery Food

Scene analysis processing

Portrait Scenery Food

RGB (RGB Simulation) Colour (RGB(Photo) Auto Correct Photo Image Quality (Auto)

Automatic photo correction that is adapted to the photo\*1 scene and the use purpose

\*1: RGB image

Backlight Compensation

Auto Correct Photo Image Quality

- Portrait (look brighter)
- Scenery (more saturated)
- Construction Site
- Indoor Photo
- Emphasize Image Vibrancy
- Emphasize Details etc.

**Clear printing of small texts and thin lines**

**Edge Enhancement**

OFF  ON

**Adjust Text/Line Weight**

OFF  ON

**Bold K Text**

0.06pt OFF  0.06pt ON

You can precisely reproduce texts and photos on the screen

AM screen FM screen

Auto RGB image detect function

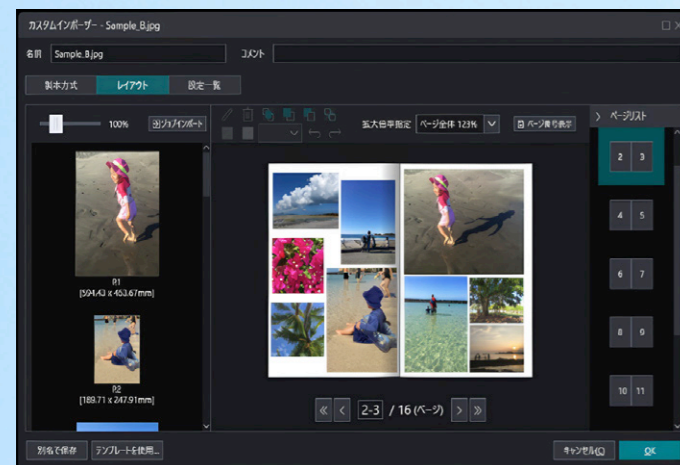
# Use metallic\* and pinks easily in your designs

## Print Server SpotColor Chart



Revoria Flow has special colour libraries, for example DICS, TOYO and PANTONE, built in to make it easier to reproduce customer-specific colours. It also has a built in colour palette so that metallic colours are readily available. By downloading the Pantone swatch library, you can specify gold, silver and pink easily in Adobe Illustrator, InDesign, and Photoshop, and pink can be used to reproduce colour swatches of spot colours (PANTONE, DIC, TOYO, etc.).

# Free layout of image files to easily create photo albums



Revoria Flow allows you to create custom imposition templates. This makes it easy to create, for example, photo albums, with images placed in custom templates, which can be saved for future use, without the use of any other DTP software.

\*Gold, silver and white toners are in development and their availability will be announced in the future.

# Fiery EC21 & EC22

Fiery EC21 & EC22 servers can be used to power the Revoria Press EC2100 & EC2100S printers for smart automation and perfect colour precision.

Equipped with the cutting-edge Fiery FS600 Pro software, this server is engineered to take your efficiency and print quality to its maximum. In addition, job management can be streamlined with Fiery Command WorkStation, which offers production teams robust tools to manage jobs across Fiery-driven printers efficiently.

It also features the Fiery Print Scheduler - a system that enables job scheduling via a visual interface, optimising production schedules, machine availability, and customer delivery timelines.

Fiery EC21  
\*stand alone



Fiery EC22  
\*stand alone



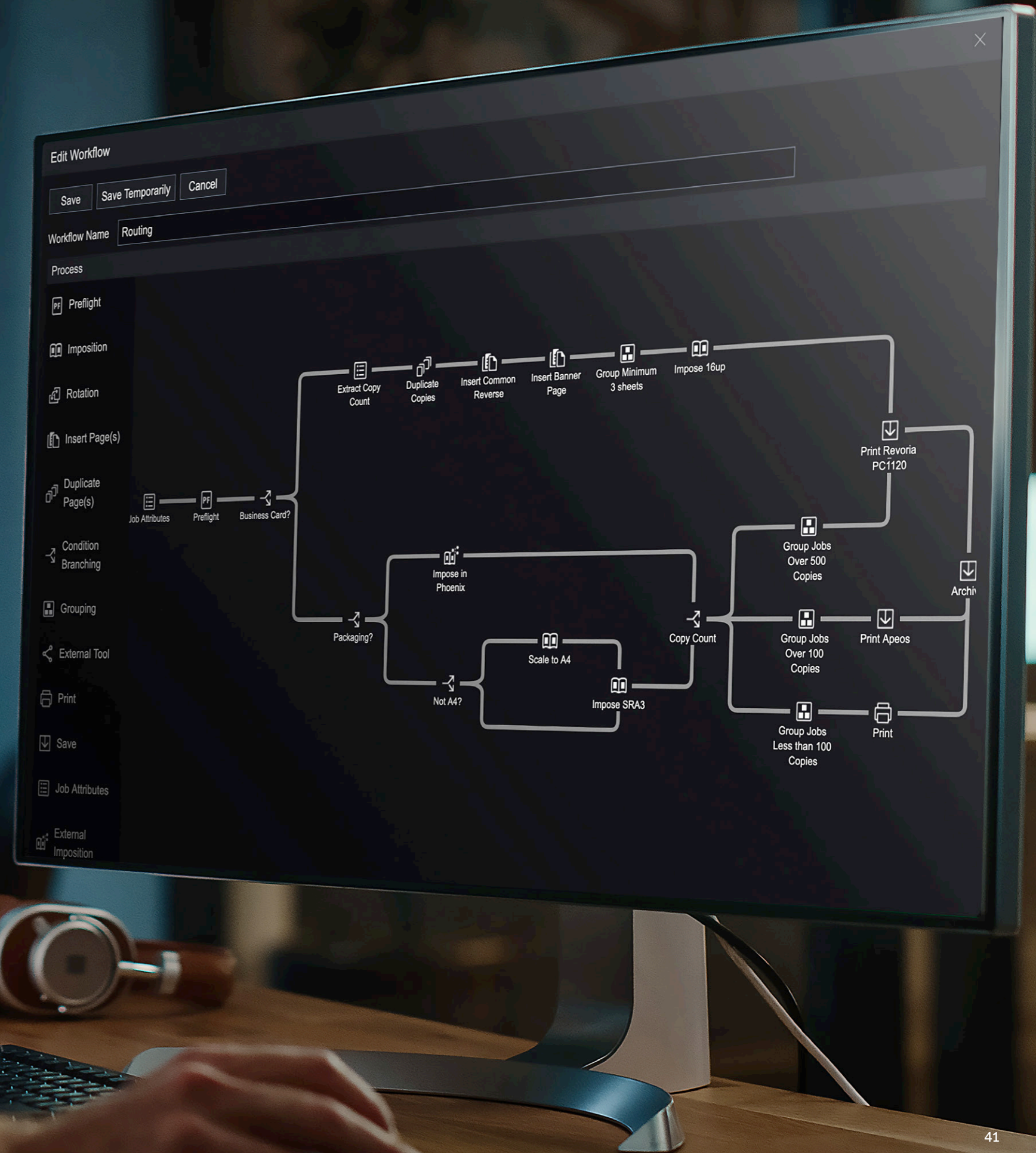
# Revoria XMF PressReady

## Advanced digital workflow

Fujifilm's Revoria XMF PressReady is a revolutionary digital print production workflow system to receive, pre-flight, impose, gang, sort and deliver "Press Ready" jobs to digital presses using automated production flows. It allows print service providers to automate ordinary and repetitive tasks, allowing press operators to focus on more important aspects of the production process.

## Conditional automation

Able to integrate seamlessly into a range of established workflow environments, XMF PressReady offers multiple workflows that can be configured to make production decisions based on size, quantity, media, and page count. XMF PressReady eliminates the need for manual intervention, saving valuable time and reducing the possibility of operator error.





Binding Method

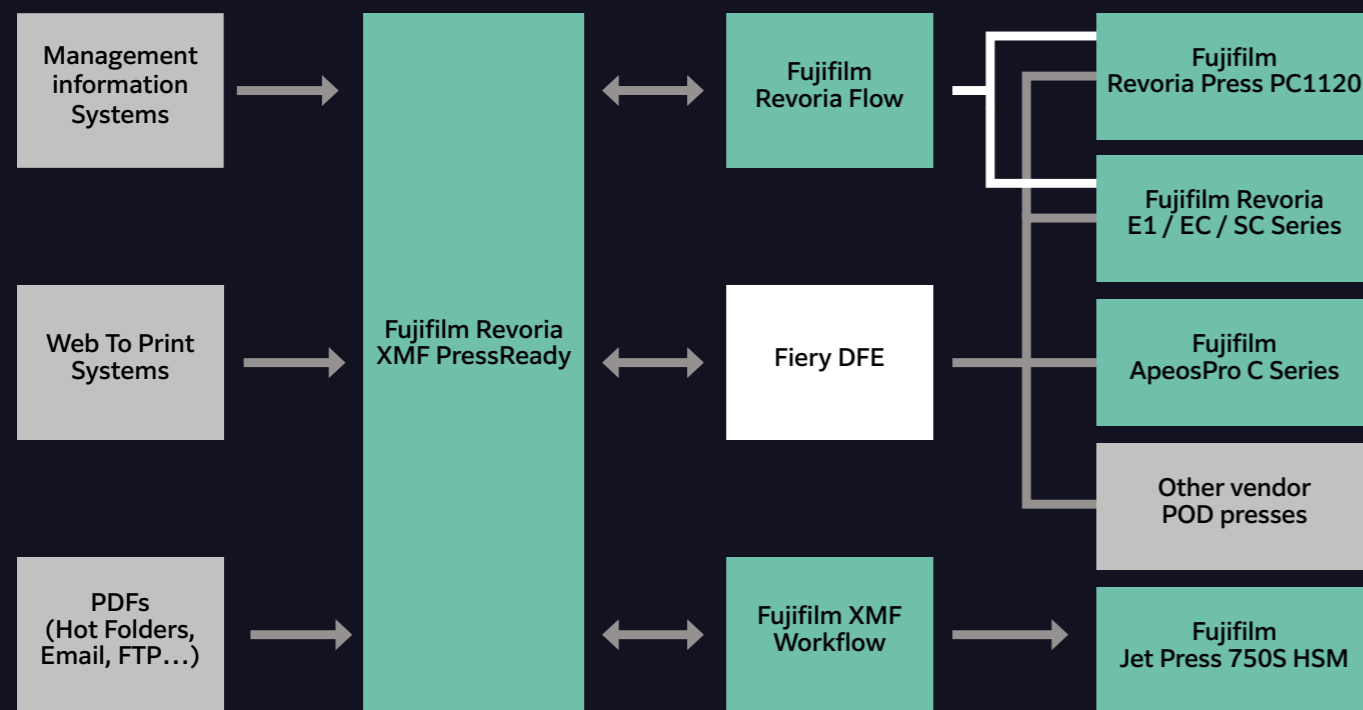
Paper

Layout

Marks and Slugs

Margin

### XMF PressReady connectivity



### Hybrid digital & offset print production

XMF PressReady is integrated with Fujifilm's established and respected XMF Workflow system, allowing print businesses to manage both offset and digital production via one integrated workflow, making it an ideal solution for those who offer hybrid printing services. When used in combination with Fujifilm's Revoria Press PC1120 and Revoria Flow DFE, XMF PressReady, can completely automate the flow of print work from order intake to printed product by preconfiguring and automating the flow of work through the Revoria Flow DFE.

### Print management across all vendor presses

XMF PressReady is unique in integrating not only with Revoria digital presses, but any connected digital press using a Fiery DFE. This allows print service providers to manage digital presses from multiple vendors using one system, giving visibility of the print job status, the print job queue, media information, ink levels and much more.

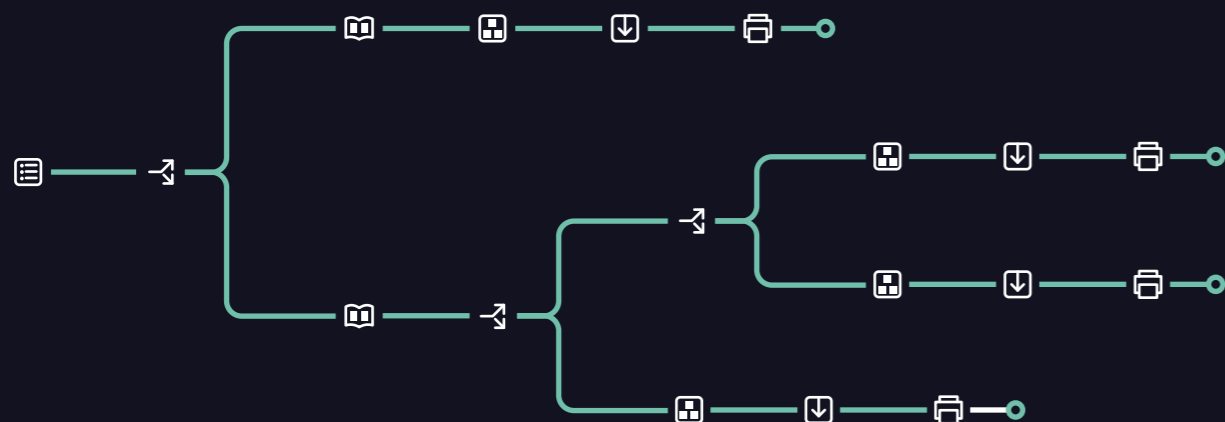
### Streamline production

Fujifilm's XMF PressReady brings a new level of efficiency to digital print production, providing print service providers with a powerful, flexible, and efficient workflow system that can automate processes, streamline production, and save valuable time by minimising errors.

### Key features

- Job input from multiple sources (JDF via MIS, W2P, XMF)
- Workflow front end to both Revoria Flow and Fiery DFEs
- Deep integration with Revoria Flow and Fiery DFEs
- Automated flow from XMF Workflow to a digital press
- Print automation via "conditional branching"
- Job grouping and imposition to create print-ready layouts
- Addresses the needs of hybrid offset & digital and digital only printers
- Offers a step towards a "smart factory" concept
- Supports other vendor POD presses via the Fiery DFE
- Built by a company with over 20 years of experience in developing digital print workflows

### Example of a decision-based workflow



# Specifications





# Revoria Press EC2100/EC2100S Full Configuration



Full Configuration: W 10462 x D 1104 x H 1786 mm

## Various options available according to needs

### Feeding options



**High Capacity Feeder C3-DS + Multi Sheet Inserter for banner print**

- Air assist • Multi-feed detection

2100 sheets x 2 trays + 250 sheets  
Maximum SRA3, 330 x 660 mm



**2nd High Capacity Feeder C1-DS + High Capacity Feeder C3-DS + Multi Sheet Inserter for banner print**

- Air assist • Multi-feed detection

2100 sheets x 4 trays + 250 sheets  
Maximum SRA3, 330 x 660 mm



**Air Suction Feeder C1-DS\*1**

- Air suction
- Multi-feed detection

2200 sheets x 2 trays + 250 sheets  
Maximum SRA3, 330 x 660 mm



**Chained Air Suction Feeder C1-DS-L\*1 + Chained Air Suction Feeder C1-DS-R**

- Air suction • Multi-feed detection

2200 sheets x 2 trays + 250 sheets  
Maximum SRA3, 330 x 660 mm



**Air Suction Feeder C1-DSXL\*1 + Banner Unit for Air Suction Feeder C1-DSXL**

- Air suction • Multi-feed detection
- Long sheets feeding

900 sheets + 2200 sheets + 250 sheets  
Maximum SRA3, 330 x 1300 mm (Upper tray)



**Chained Air Suction Feeder C1-DSXL-L\*1 + Chained Air Suction Feeder C1-DS-R + Banner Unit for Air Suction Feeder C1-DSXL**

- Air suction • Multi-feed detection
- Long sheets feeding

900 sheets + 2200 sheets x 3 trays + 250 sheets  
Maximum SRA3, 330 x 1300 mm (Left Upper tray)

\*1: Multi Sheet Inserter for Banner Print is equipped as standard  
\*2: Optional

### Output options

**1 Interface Decurler Module D1**

- Real-time paper curl correction

**2 Inserter D1**

- Cover / sheet insertion

**3 Static Eliminator D1**

- Eliminate static electricity

**4 Smart Monitoring Gate D1**

- Real-time smart print optimisation

**5 High Capacity Stacker A1**

- 5000-sheet offset-stacking
- Stacker cart
- Long sheets output\*2
- 2 x high capacity stackers possible

**6 Crease/Two-sided Trimmer D2**

- Two-sided trim • Crease

**7 Folder Unit CD2**

- Z Fold half sheet • Tri-fold

**8 Finisher D6 with Booklet Maker**

- Sort / Stack • Stapling
- Hole punch\*2 • Single fold
- Saddle staple
- Long sheets output

**Finisher D6**

- Sort / Stack • Stapling
- Hole punch\*2
- Long sheets output

**9 Square Back Fold Trimmer D1**

- Face trim • Square back

**Folder Unit CD3**

- Z Fold half sheet • Tri-fold
- For C5 Finisher

**Offset Catch Tray**

Offset stack

**Long Catch Tray**

Long sheets output

# Revoria Press EC2100/EC2100S Specifications

Item	Description
<b>Colour capability</b>	Full colour
<b>Print resolution</b>	2400 x 2400 dpi
<b>Warm-up time</b>	300 seconds or less (room temperature 23°C)
<b>Continuous print speed*1</b>	A4: 100 ppm, A3: 55 ppm
<b>Paper size*2</b>	<b>Tray 1, 2, 3</b> 140 x 182 mm to 330 x 488 mm
<b>Paper weight</b>	<b>Tray 1, 2, 3</b> 64 to 256 g
<b>Paper capacity*3</b>	<b>Tray 1, 2, 3</b> 570 sheets x 3-tray
<b>Power supply</b>	Single-phase AC200-240 V +/-10%, 24 A, 50/60 Hz, ground connection
<b>Maximum power consumption</b>	5.76 kW (in case of 240 V)
<b>Dimensions*4</b>	W 1679 x D 834 x H 1370 mm
<b>Weight*5</b>	492 kg or less

Note : The printer main unit must be connected to the paper feed option. You must also use the output option.

\*1: When continuously printing a single sided document. 52 to 300 g, uncoated paper. Print speed may be reduced depending on conditions of output data, on whether specialty toner is used, on whether auto image quality adjustment is performed, on whether the job includes a mixture of paper sizes and types, and other reasons.

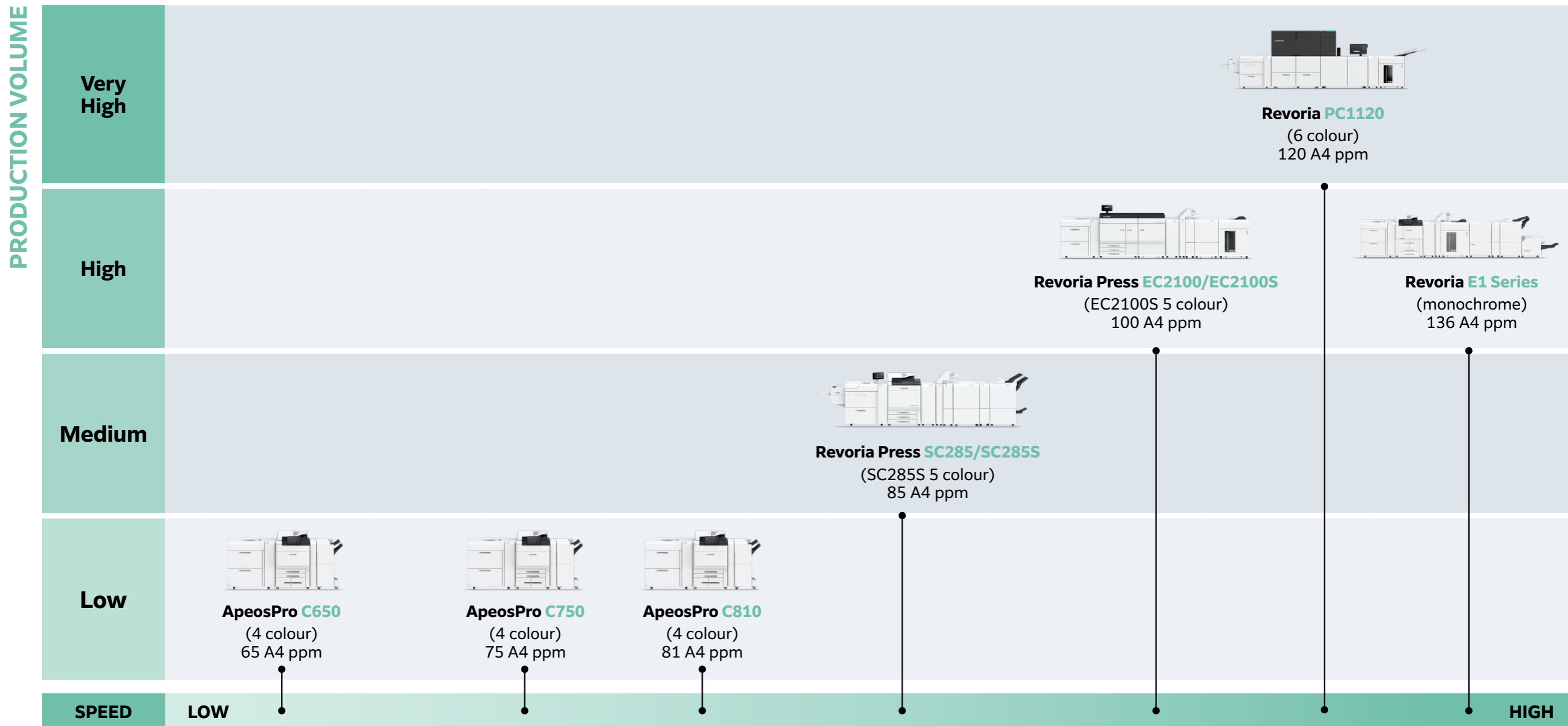
\*2: Image loss width: lead edge 4.0 mm, trail edge 2.0 mm, front 2.0 mm, rear 2.0 mm.

\*3: 82 g paper

\*4: Printer unit only. Excludes paper feeding / output options.

\*5: Printer unit only. Excludes paper feeding / output options. Excludes toner cartridges.

# Fujifilm print-on-demand portfolio



# The full support package for print-on-demand

## A global infrastructure to support your business

Fujifilm has thousands of production printers in operation around the world. To support these printers in the market Fujifilm has also built up a large scale R&D, manufacturing and support infrastructure in the Asia Pacific region, which has now been expanded into Europe. In addition, the company's deep understanding of both offset and digital print, and extensive support services for the company's other printing systems, including the Jet Press and Acuity ranges of inkjet digital presses, means the company is able to offer world-class support for its wide range of products.



### Pre-sales advice

#### Understanding your goals

A series of simple steps to understand how our digital presses can best fit within your business.



### Sales and installation support

#### Ensuring seamless integration

Operational support to ensure Fujifilm printers fit your business processes.




### After-sales service


#### Maximising your productivity

Specialised online training, workflow integration and our SMART service portfolio of tools.





Please contact your local Fujifilm partner or visit:  
**[fujifilmprint.eu](http://fujifilmprint.eu)**



**Fujifilm Print**



**Fujifilm Print**